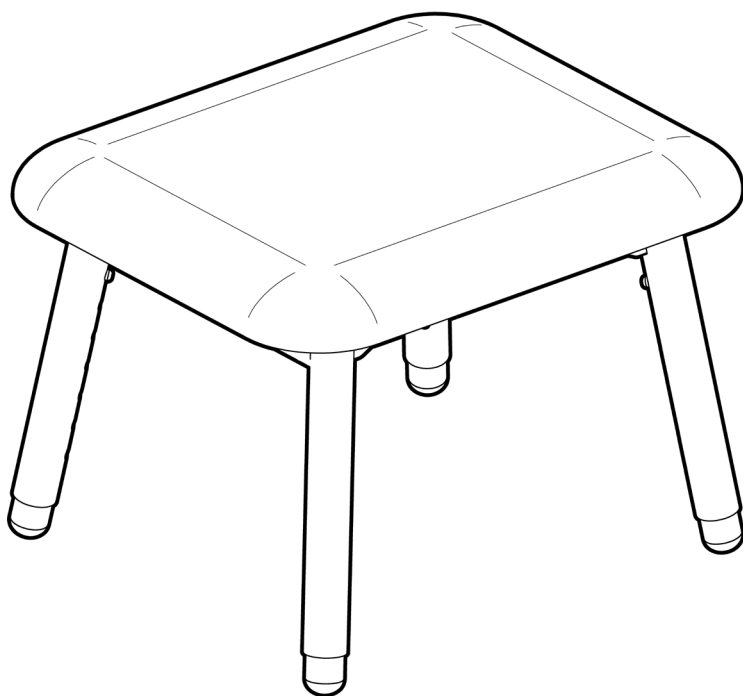


KATIE LEG REST / STOOL

RG63LR

JANUARY 2020



USER MANUAL

Please read and keep these instructions



REDGUM Brand owns the **copyright** to the KATIE LEG REST / STOOL user manual. Any information contained in this user manual shall not be photocopied, reproduced or translated into any other languages without the prior written consent of REDGUM Brand.

REDGUM Brand strives to provide the highest quality products possible. Products are subject to change without notice.

© Copyright **REDGUM Brand** 2020

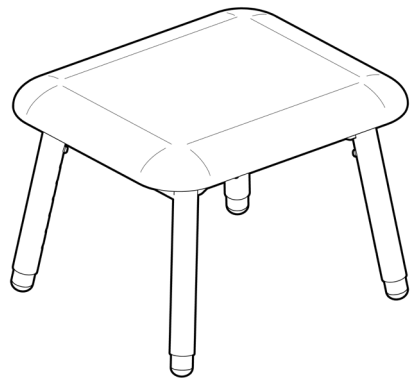


REDGUM Brand is part of **FOR-DE Group Pty Ltd**

redgumbrand.com.au

CONTENTS

1. **INTRODUCTION** - INTENDED USE
2. **PRODUCT OVERVIEW** - FEATURES / SPECIFICATIONS
3. **ASSEMBLY** - UNPACK and INSPECT SUPPLIED PARTS
4. **ASSEMBLY** - LEG ATTACHMENT
5. **SET UP** - PLATFORM HEIGHT / ANGLE ADJUSTMENT
6. **USAGE GUIDELINES** - DO's + DON'Ts
7. **PRODUCT CARE** - INSPECTIONS / CLEANING
8. **WARRANTY**



INTRODUCTION

Thank you for purchasing this quality **REDGUM Brand** product.

If you have any issues or questions about the KATIE Leg Rest / Stool please contact your supplier or REDGUM Brand direct:

T: +61 8 9248 4180

F: +61 8 9248 9452

E: sales@for-de.com.au

A: 1 Business Way, Malaga Western Australia 6090

INTENDED USE

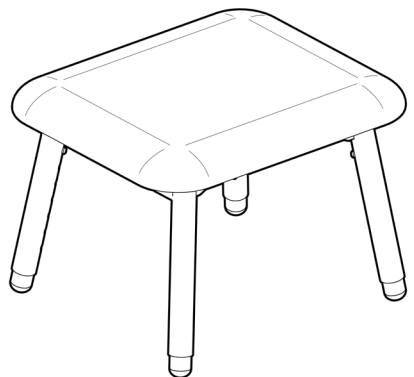
This product has limitations and should be used in accordance to these guidelines. Failure to follow these guidelines may result in damage to the product and injury to the user. It is the responsibility of the user to ensure the suitability of this product for its intended use. The user should consult their appropriate healthcare professional if unsure of the correct product usage for their unique circumstances.

Only use your KATIE Leg Rest / Stool for the purpose for which it is intended, which is as a platform to support a persons legs or as a small stool.

IMPORTANT NOTE: Do not use as a step!

IMPORTANT NOTE

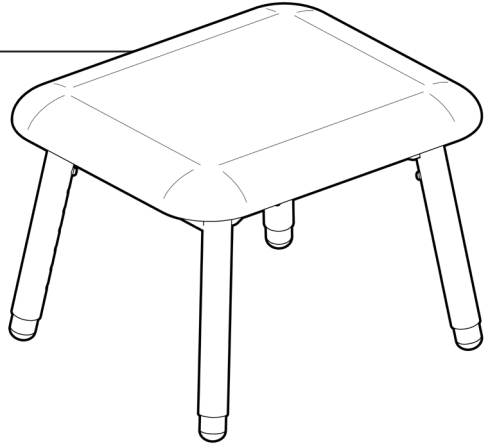
This equipment **MUST** be assembled by a competent person.



PRODUCT OVERVIEW

FEATURES

- Padded Platform
- Adjustable Height
- Can be set at various angles
- Vinyl covered upholstery
- Epoxy powder coated frame
- Plastic leg tips
- Strong lightweight construction



SPECIFICATIONS

(All dimensions shown are nominal)

- RG63LRGR: KATIE Leg Rest - GREY
- RG63LRBL: KATIE Leg Rest - BLUE
- RG63LRM: KATIE Leg Rest - MUSHROOM
- RG63LRBR: KATIE Leg Rest - BROWN

Dimensions:

Platform Width: **450mm**

Platform Depth: **380mm**

Height: **325 - 475mm (25mm adjustment increments)**

Product Weight: **5kg**

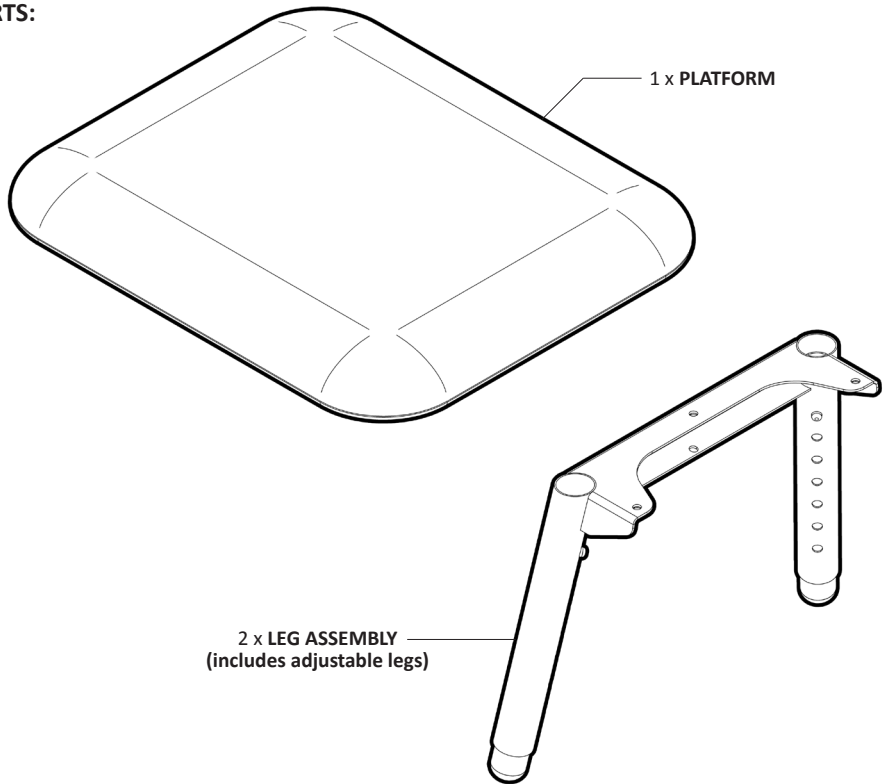
Maximum Weight Loading: **120kg - evenly distributed**

Please contact **REDGUM Brand** if you would like any further information on your KATIE Leg Rest / Stool.

ASSEMBLY - UNPACK and INSPECT SUPPLIED PARTS

Ensure you have been supplied with the following parts:

PARTS:



FASTENERS (Not shown to scale)



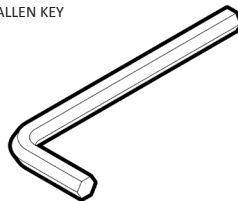
6 x SCREW



6 x WASHER

TOOLS SUPPLIED

- ALLEN KEY



IMPORTANT NOTE

Check the product for any visible damage. If you see any damage or suspect a fault, **DO NOT USE YOUR PRODUCT** and contact your supplier for support.

ASSEMBLY - LEG ATTACHMENT

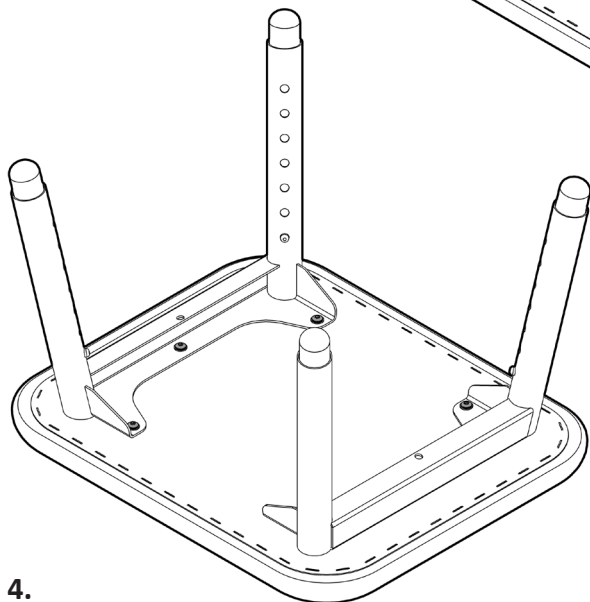
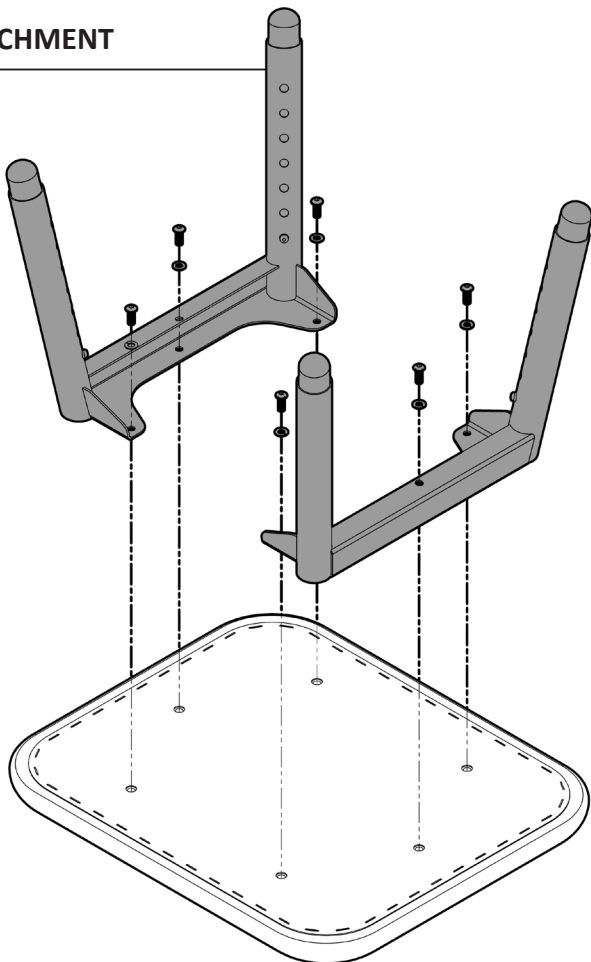
The KATIE Leg Rest / Stool requires some assembly prior to use.

Please follow these steps:

1. Position platform with underside facing up.
2. Line up holes in leg with holes in platform.
3. Using the allen key provided, fix all 6 washers and screws in place.

IMPORTANT NOTE:

Ensure all screws are tight prior to using Leg Rest / Stool.



Whilst the Katie Leg Rest / Stool is upside down, adjust all 4 legs to the required setting.
(Refer to next page)

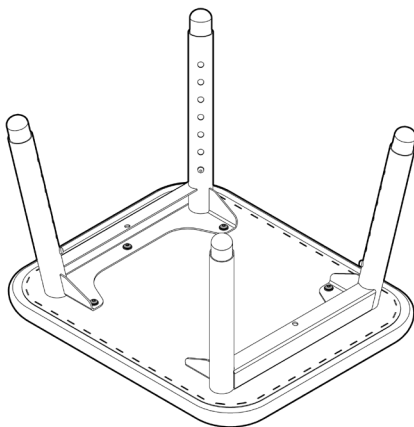
4.

SET UP - PLATFORM HEIGHT / ANGLE ADJUSTMENT

The KATIE Leg Rest / Stool can be adjusted in height and angle to suit the users requirements.

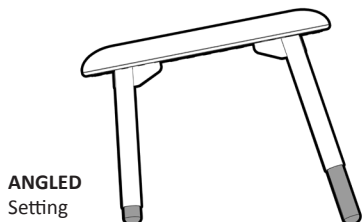


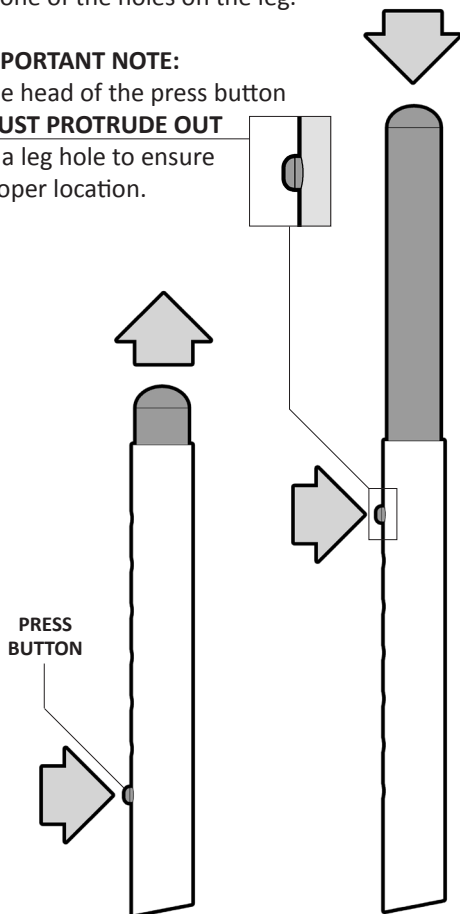
To adjust - please follow these steps:

1. Flip Leg Rest / Stool over.
2. Depress the press button.
3. Move the inner leg to the required setting.
(Tip: Slightly rotate leg to offset the press button to stop it from locating in every hole). The press button must locate in one of the holes on the leg.



4. IMPORTANT NOTE:

The head of the press button **MUST PROTRUDE OUT** of a leg hole to ensure proper location.



5.

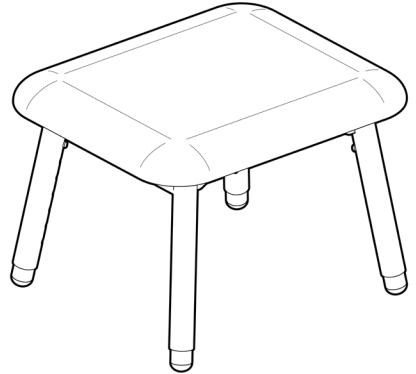
USAGE GUIDELINES - DO's + DON'TS

Please follow these guidelines to get the optimal benefit from your KATIE Leg Rest / Stool.

Failure to follow these guidelines may result in damage to the KATIE Leg Rest / Stool and put the user at risk.

The KATIE Leg Rest / Stool is designed to take 120kg Maximum Load (evenly distributed). Do not overload the KATIE Leg Rest / Stool.

This product is designed for INDOOR USE only.

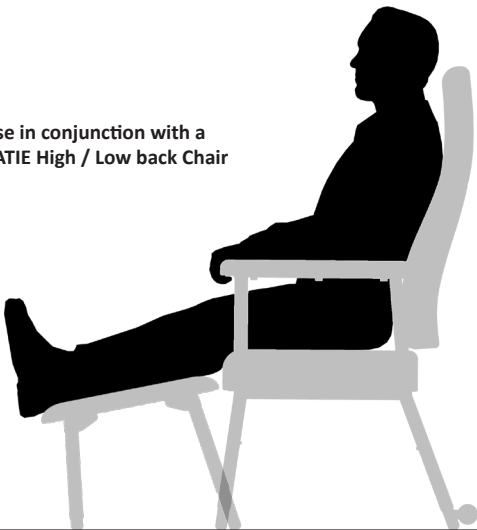


IMPORTANT NOTE:

The KATIE Leg Rest / Stool is designed to be used as a leg support platform or as a small stool.

Do not use this product as a step!

Use in conjunction with a KATIE High / Low back Chair



Use on its own as a Stool



PRODUCT CARE - INSPECTIONS / CLEANING

INSPECTIONS

We suggest that you visually check your KATIE Leg Rest / Stool periodically for signs of damage or wear prior to use. Overall check that no components are loose or worn.



Withdraw the KATIE Leg Rest / Stool immediately if you suspect damage or any other fault. If in any doubt, please do not issue or use, but immediately contact your supplier for service support.

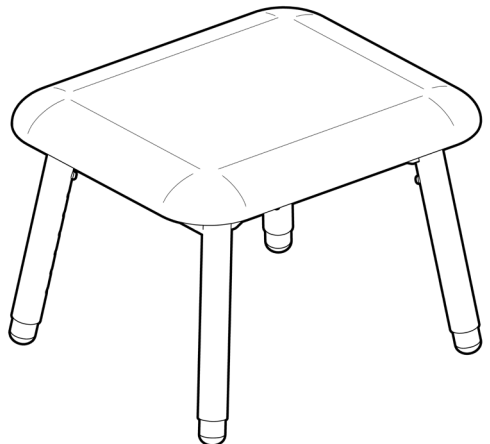
IMPORTANT NOTE

Do not fit any parts or accessories to your KATIE Leg Rest / Stool that are manufactured by another company. To do so will void your warranty and may seriously compromise your safety.

CLEANING

Clean your KATIE Leg Rest / Stool using a non-abrasive cleaner or mild detergent with a soft cloth.

Abrasive cleaners or abrasive cleaning pads could damage the KATIE Leg Rest / Stool and should not be used.



WARRANTY

Your REDGUM Brand:

RG63LS - KATIE LEG REST / STOOL

is covered by a **12 Month Warranty** from the date of purchase.

If the product has any manufacturing faults during this period contact the place of purchase for assessment. Failures as a result of **ACCIDENTAL MISUSE, MODIFICATION OR WEAR AND TEAR ARE NOT COVERED BY THIS WARRANTY.**

Our goods come with guarantees that cannot be excluded under the Australian Consumer Law. You are entitled to a replacement part for a major failure and for compensation for any other reasonably foreseeable loss or damage. You are entitled to have the goods repaired or replaced if the goods fail to be of acceptable quality and failure does not amount to major failure.

If you have any issues or questions about your KATIE Leg Rest / Stool please contact your supplier or REDGUM Brand direct on:

T: +61 8 9248 4180

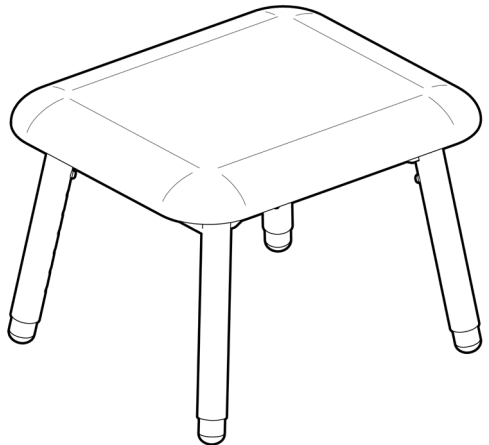
F: +61 8 9248 9452

E: sales@for-de.com.au

A: 1 Business Way, Malaga

Western Australia 6090

**Please keep this User Manual
in a safe place for future reference.**



DISTRIBUTOR:

REDGUM BRAND
*Daily Living and
Lifestyle Products*



Proudly Australian Owned and Operated

redgumbrand.com.au